

# COOLER MOTOR SYM SERIES

ROT-  
DIA - 110 MM  
SHAFT - 12 MM



SYM-001

**DIAMOND 41/61 DB**

ROT - "A"  
DIA - 110 MM  
SHAFT - 8 MM



SYM-002

**DIET 22/37/50 COOLER**

ROT - "A"  
DIA - 110 MM  
SHAFT - 8MM



SYM-003

**DIET 3D**

ROT - "A"  
DIA - 110 MM  
SHAFT - 8 MM



SYM-004

**HI-COOL CELLO TRENDY**

ROT - "B"  
DIA - 110 MM  
SHAFT - 8 MM



SYM-005

**HI-FLO**

ROT - "B"  
DIA - 100 MM  
SHAFT - 8 MM



SYM-006

**JUMBO JUNIOR COOLER**

ROT - "B"  
DIA - 110 MM  
SHAFT - 12 MM



SYM-007

**JUMBO / WINTER**

ROT - "A"  
DIA - 110 MM  
SHAFT - 8 MM



SYM-008

**KAIZEN JUNIOR COOLER**

ROT : "B"  
DIA - 110 MM  
SHAFT - 12 MM



SYM-009

**MOVIECOOL**

ROT - "B"  
DIA - 110 MM  
SHAFT - 8 MM



SYM-010

**NINJA COOLER**

ROT - "B"  
DIA - 110 MM  
SHAFT - 12 MM



SYM-011

**STORM 70i**

ROT - "A"  
DIA - 110 MM  
SHAFT - 12 MM



SYM-012

**STORM 70 T COOLER**

# COOLER MOTOR SYM SERIES

ROT - "B"  
DIA - 110 MM  
SHAFT - 12 MM



SYM-013

**STORM 100 i**

ROT - "B"  
DIA - 100 MM  
SHAFT - 8 MM



SYM-015

**SUMO WITH PUMP**

ROT - "B"  
DIA - 110 MM  
SHAFT - 8 MM



SYM-016

**SUMO JUNIOR**

ROT - "A"  
DIA - 110 MM  
SHAFT - 8 MM



SYM-014

**SUMO JR**

DIA - 110 MM  
SHAFT - 12 MM



SYM-017

**TOUCH - 110**

ROT : "A"  
DIA - 110 MM  
SHAFT - 12 MM



SYM-018

**WINDOW JET**

ROT - "A"  
DIA - 110 MM  
SHAFT - 8 MM



SYM - 019

**SUMO**

ROT - "A"  
DIA - 110 MM  
SHAFT - 8 MM



SYM-020

**TOUCH 35.20**



# COOLER MOTOR BJ SERIES

ROT - "A"  
DIA - 110 MM  
SHAFT - 12 MM



BJ - 001

**COOLER (DC-2015)**

ROT - "B"  
DIA - 110 MM  
SHAFT - 12 MM  
(THREAD)



BJ - 002

**COOLER (DC-2016)**

ROT - "B"  
DIA - 110 MM  
SHAFT - 12 MM



BJ - 003

**MULTI RING**

ROT - "B"  
DIA - 110 MM  
SHAFT - 8 MM



BJ - 004

**BJ COOLER**

ROT - "B"  
DIA - 110 MM  
SHAFT - 8 MM



BJ - 005

**MD WINDOW COOLER**

ROT - "A"  
DIA - 110 MM  
SHAFT - 12 MM



BJ - 006

**DESERT COOLER**

ROT - "B"  
DIA - 110 MM  
SHAFT - 12 MM



BJ - 007

**DESERT COOLER**

ROT - "A"  
DIA - 110 MM  
SHAFT - 8 MM



BJ - 008

**BJ & USH COOLER**

ROT - "B"  
DIA - 110 MM  
SHAFT - 12 MM  
(THREAD)



BJ - 009

**COOLEST BEARING TYPE (DMMW)**

ROT - "B"  
DIA - 110 MM  
SHAFT - 12 MM  
(THREAD)



BJ - 010

**COOLEST (DC2004/2016)**

ROT - "B"  
DIA - 110 MM  
SHAFT - 8 MM



BJ - 011

**NATIONAL PC**

# COOLER MOTOR BJ SERIES

ROT - "B"  
DIA - 110 MM  
SHAFT - 12 MM



BJ - 012

**COOLEST (MD 2003)**

ROT - : "B"  
DIA - 110 MM  
SHAFT - 8 MM  
(THREAD)



BJ - 013

**TORQUE 8MM (THREAD)**

ROT - "B"  
DIA - 110 MM  
SHAFT - 12 MM



BJ - 014

**COOLEST (WINDOWS 2020)**

ROT - "A"  
DIA - 110 MM  
SHAFT - 12 MM



BJ - 015

**COOLEST( PC-2003)**

ROT - "A"  
DIA - 110 MM  
SHAFT - 12 MM



VOLT - 001

**VOLT, USH & HIND**

# COOLER MOTOR VOLT SERIES



ROT - "A"  
DIA - 110 MM  
SHAFT - 12 MM  
(THREAD)



VOLT - 002

**VOLT & USH**

ROT - "B"  
DIA - 110 MM  
SHAFT - 12 MM



VOLT - 003

**VOLT THRILL**

# COOLER MOTOR KS SERIES

ROT - "A"  
DIA - 110 MM  
SHAFT - 12 MM



KS - 001

**SLIM COOLER (0434)**

ROT - "B"  
DIA - 110 MM  
SHAFT - 12 MM



KS - 002

**TOWER COOLER (9924)**

ROT - "B"  
DIA - 110 MM  
SHAFT - 8 MM



KS - 004

**WINDOW COOLER (CW-0121)**

ROT - "B"  
DIA - 110 MM  
SHAFT - 12 MM



KS - 003

**THRILL COOLER**

ROT - "B"  
DIA - 110 MM  
SHAFT - 12 MM



KS - 005

**CD 9704 (CYCOLNE)**

ROT - "B"  
DIA - 110 MM  
SHAFT - 8 MM



KS - 006

**BONY COOLER**

ROT - "B"  
DIA - 110 MM  
SHAFT - 12 MM



KS - 007

**D.C. COOLER MOTOR**



# COOLER MOTOR MIX SERIES

ROT - "A"  
DIA - 110 MM



MIX - 001

**AVIS COOLER**



MIX - 002

**WALL FAN MOTOR**

ROT - "B" & "A"  
DIA - 110 MM  
SHAFT - 12 MM



MIX - 003

**CASE BOLT**

ROT - "A"  
DIA - 110 MM  
SHAFT - 12 MM  
(THREAD)



MIX - 004

**HINDWARE**

ROT - "A"  
DIA - 110 MM  
SHAFT - 12 MM



BJ - 005

**TOWER FAN MOTOR**

ROT - "B"  
DIA - 110 MM  
SHAFT - 12 MM



MIX - 006

**KIT & EXHAUST 15"  
DESERT COOLER 41mm**

ROT - "B"  
DIA - 110 MM  
SHAFT - 12 MM



MIX - 007

**BEARING TYPE COOLER**

ROT - "A"  
DIA - 110 MM  
SHAFT - 12 MM



MIX - 008

**INT DESERT**

ROT - "A"  
DIA - 110 MM  
SHAFT - 12 MM



MIX - 009

**KIT MOTOR 28mm**



MIX - 010

**MAHARAJA COOLER**

ROT - "B"  
DIA - 110 MM  
SHAFT - 12 MM



MIX - 011

**USH (HONEY WELL)**

ROT - "B"  
DIA - 110 MM  
SHAFT - 8 MM



MIX - 012

**SANDDY**

SMALL COOLER  
MOTOR



MIX - 013

**SNOW WELL**

INDUSTRIAL  
COOLER  
30" COPPER



MIX - 014

**INDUSTRIAL COOLER MOTOR**

## EXHAUST SERIES T-200

WITH BUSH BEARING /  
BALL BEARING



H-FRAME



Motor Model No.	Description	Blades	Watt (Input)	H.P.	RPM
IDC0165	T-200X25MM , COPPER WINDING , BUSH BEARING , CAST IRON RING (19MM), BACK COVER	16" CLIMATIZER, 16" 06 LEAF, 15" EXHAUST FAN BLADE	200W	1/7	1400
IDC0134	T-200X25MM , COPPER WINDING , BUSH BEARING , CAST IRON RING (19MM), BACK COVER	18" CLIMATIZER, 18" 06 LEAF, 17" EXHAUST FAN BLADE	240W	1/6	1400
IDC0171	T-200X25MM, COPPER WINDING, BALL BEARING, CAST IRON RING (EXHAUST TYPE) WITH BACK COVER	18" CLIMATIZER, 18" 06 LEAF, 17" EXHAUST FAN BLADE	240W	1/6	1400
IDC0170	T-200X32MM , COPPER WINDING, BUSH BEARING, CAST IRON RING (25MM), BACK COVER	18" CLIMATIZER, 18" 06 LEAF, 17" EXHAUST FAN BLADE	240W	1/6	1400
IDC0144	T-200X32MM , COPPER WINDING, BUSH BEARING, CAST IRON RING, (EXHAUST TYPE) WITH BACK COVER	18" CLIMATIZER, 18" 06 LEAF, 17" EXHAUST FAN BLADE	240W	1/6	1400
IDC0145	T-200X32MM, COPPER WINDING, BALL BEARING, CAST IRON RING (EXHAUST TYPE) WITH BACK COVER	18" CLIMATIZER, 18" 06 LEAF, 17" EXHAUST FAN BLADE	240W	1/6	1400
IDC0148	T-200X32MM, COPPER WINDING, BALL BEARING, CAST IRON RING (EXHAUST TYPE) WITH BACK COVER	18" EXHAUST	300W	1/5	1300
IDC0138	T-200X38MM, COPPER WINDING, BALL BEARING, CAST IRON RING (EXHAUST TYPE), WITH BACK COVER	18" EXHAUST (LIGHT)	300W	1/5	1400
IDC0131	T-200X44MM, COPPER WINDING, BALL BEARING, CAST IRON RING (EXHAUST TYPE), WITH BACK COVER	18" EXHAUST (1450 GM)	330W	1/5	1400
Motor Model No.	Description	Blades	Watt (Input)	H.P.	RPM
IHC0005	HFRAMEX38MM COPPER WINDING, SHELL TYPE MOTOR, BALL BEARING WITH BACK COVER	EXHAUST 18"(1450 GM)	330W	1/5	1400

## SHELL MOTORS

110 DIA

SHELL TYPE  
BODY /  
WITHOUT  
BALL BEARING



Motor Model No.	Description	Blades	Watt (Input)	H.P.	RPM
IJA0252	110X32MM ALUMINIUM WINDING, SHELL TYPE MOTOR, BALL BEARING	15" EXHAUST, 16" CLIMATIZER, 16" 06 LEAF	200W	1/7	1400
IJC0022	110X35MM COPPER WINDING, SHELL TYPE MOTOR, BALL BEARING	17" EXHAUST, 18" CLIMATIZER, 18" 06 LEAF	270W	1/6	1400
IJA0253	110X41MM ALUMINIUM WINDING, SHELL TYPE MOTOR, BALL BEARING	17" EXHAUST, 18" CLIMATIZER, 18" 06 LEAF	270W	1/6	1400

## TOWER FAN SERIES

110 DIA

BLOWER  
FAN



Motor Model No.	Description	Blower	Watt (Input)	H.P.	RPM
IJA0141	110X17MM,ALUMINIUM WINDING, VENT HOLE COVERS	VERTICAL BLOWER	160W	1/12	1350
IJA0129	110X17MM,ALUMINIUM WINDING, VENT HOLE COVERS	VERTICAL BLOWER	160W	1/12	1350
IJA0218	110X15MM, ALUMINIUM WINDING, COVERS WITH VENT HOLES	VERTICAL BLOWER	160W	1/12	1350

## FARRATA FAN SERIES 110 DIA



## Sheet Metal Ring/ Cast Iron Ring

### T-200



Motor Model No.	Description	Blades	Watt (Input)	H.P.	RPM
IJA0205	110X21MM, ALUMINIUM WINDING, VENT HOLE COVERS, WITH SHEET METAL RING (FARRATA TYPE)	18", 03 LEAF, PLASTIC FAN BLADE	125W	1/12	1400
IJC0015	110X25MM, COPPER WINDING, VENT HOLE COVERS, WITH SHEET METAL RING (FARRATA TYPE)	20", 03 LEAF, SHEET METAL BLADE (KIT TYPE)	160W	1/8	1400
Motor Model No.	Description	Blades	Watt (Input)	H.P.	RPM
IDC0155	T 200X32MM, COPPER WINDING, VENT HOLE COVERS, WITH SHEET METAL RING (FARRATA TYPE)	20", 04 LEAF, SHEET METAL FAN BLADE (MANGO TYPE)	300W	1/5	1350
IDC0149	T200X25MM, COPPER WINDING, VENT HOLE COVERS, WITH CAST IRON RING (FARRATA TYPE)	20", 03 LEAF, SHEET METAL BLADE (KIT TYPE)	240W	1/6	1400

## INDUSTRIAL COOLER SERIES (H-FRAME) 21" & 30"



Motor Model No.	Description	Blades	Watt (Input)	H.P.	RPM
IHC0005	H FRAME, 139X 35MM, COPPER WINDING, WITH ALUMINIUM SHELL & ENDSHIELD, WITH BALL BEARING	21" 04 LEAF, PLASTIC BLADE	350W	1/5	900
IHC0002	H FRAME, 139X 65MM, COPPER WINDING, WITH ALUMINIUM SHELL & ENDSHIELD, WITH BALL BEARING	30" 03 LEAF ALUMINIUM / PLASTIC	700W	1/2	900
IHA0003	H FRAME, 139X 65MM, ALUMINIUM WINDING, WITH ALUMINIUM SHELL & ENDSHIELD, WITH BALL BEARING	30" 03 LEAF ALUMINIUM / PLASTIC	700W	1/2	900

## MOUNTING / MOTOR IMAGES




**Code : IBC0001 / ICA0124 / IJA0181 / IDC0132 / IHA0002**

- I** - Imperial
- B/C/J/D/H** - 95 DIA / 100 DIA / 110 DIA / T-200 / H-Frame
- A/C** - Aluminium Winding / Copper Winding
- 0180** - Motor Model Number




# WASHING MACHINE MOTOR CU / ALU

STACK - 32MM,  
WATTS - 90  
SHAFT - 10 MM




**LG WASH (LO - 20)**

STACK - 35MM  
WATTS - 130  
SHAFT - 10 MM




**SAMSUNG WASH (LO 22)**

STACK - 35 MM  
WATTS - 130  
SHAFT - 10 MM




**WHIRLPOOL WASHING**

STACK - 32 MM  
WATTS - 120  
SHAFT - 12 MM




**HYDROSHAKTI WASH**

STACK - 32 MM  
WATTS - 95  
SHAFT - 10 MM



**VIDEOCON 400T WASH**

STACK - 32 MM  
WATTS - 125  
SHAFT - 10 MM




**VIDEOCON M6800 WASH**

STACK - 32MM  
WATTS - 60  
SHAFT - 10 MM



**LG SPIN (LO - 21)**

STACK - 22 MM  
WATTS - 60  
SHAFT - 10 MM



**SAMSUNG SPIN**

STACK - 35 MM  
WATTS - 130  
SHAFT - 10 MM




**WHIRLPOOL NEW SPIN**

STACK - 22 MM  
WATTS - 60  
SHAFT - 10 MM




**WHIRLPOOL SPIN**

STACK - 32 MM  
WATTS - 45  
SHAFT - 10 MM




**VIDEOCON 400T SPIN**

STACK - 22 MM  
WATTS - 60  
SHAFT - 10 MM




**SPIN MOTOR HAIER 4 LEG**

STACK - 24 MM  
WATTS - 75  
SHAFT - 10 MM



**GODREJ SPIN NOTOR 8-9 KG**

STACK - 24 MM,  
SHAFT - 10 MM  
WATTS - 120



**SPIN MOTOR LG 8-9 KG**

STACK - 24MM,  
SHAFT - 10 MM  
(THREAD)  
WATTS - 80 W



**SPIN MOTOR SAMSUNG 8-9 KG**

STACK - 38 MM,  
SHAFT - 12 MM  
WATTS - 150-180



**WASH MOTOR GODREJ 8-9 KG**